

20
Annual report



A new
look at
tomorrow

sabam

03 _ Financial key figures

04 _ Distributed rights

05 _ Invoiced Rights

06 _ Sabam for Culture

07 _ Our members in 2020



ConTents

Colophon

Responsible editor:
Sabam cv
Rue d'Arlon 75-77
1040 Brussels

Concept, design, production:
Comfidens – comfidens.be

Photography:
Studio Dann

08 _ Users of the repertoire in 2020

09 _ Sabam: one strong and diverse team



Financial key figures

19.0%

Cost percentage in relation to invoicing

152.1

million euros
TOTAL INVOICING
(including Single Music Platform)

20.0 million euros
TOTAL STAFF COSTS



126.2

million euros
Invoicing from authors' rights

0.2 million euros
Corporate tax

28.9

million euros
GROSS OPERATING COSTS
(excluding taxes)

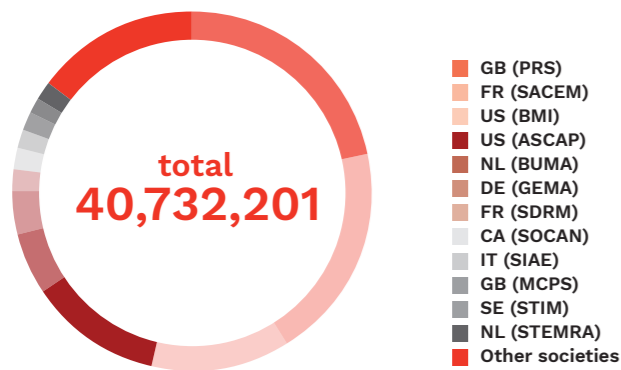
-3.6 million euros
LOSS OF THE FINANCIAL YEAR

-1.6 million euros
DECREASE IN OPERATING COSTS COMPARED TO 2019

_ Distributed rights _

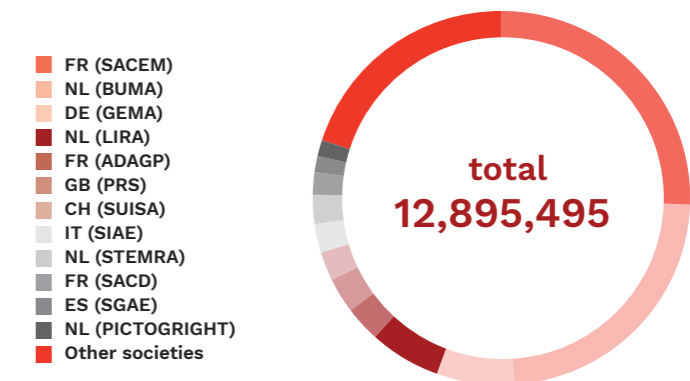


The top 12 foreign societies to which we distribute rights



_ Invoiced rights _

The top 12 societies from which we receive rights



(in €)	2020	2019	2018	2020 vs. 2019	
Performing rights Belgium	81,545,822	78,979,635	83,559,509	2,566,186	3%
Performing rights from abroad	9,182,630	7,179,443	7,461,944	2,003,186	28%
Mechanical reproduction rights Belgium	4,352,179	4,402,858	5,108,877	-50,679	-1%
Private copying	3,778,505	4,238,895	5,235,314	-460,390	-11%
Theatre & dance	2,917,906	4,603,870	3,073,712	-1,685,964	-37%
Online	2,875,156	3,209,302	1,717,878	-334,145	-10%
Visual arts	2,562,425	3,017,083	1,287,530	-454,657	-15%
Mechanical reproduction rights from abroad	2,063,985	2,224,659	2,071,471	-160,674	-7%
Reprography	1,847,581	1,318,745	1,278,275	528,836	40%
Background music	655,941	658,327	590,047	-2,387	0%
Lending right	488,388	499,602	1,583,479	-11,213	-2%
Commercial use rights	136,174	150,177	224,712	-14,003	-9%
Literature	80,635	77,288	129,282	3,347	4%
Authors' rights	112,487,326	110,559,882	113,322,030	1,927,443	2%
Neighbouring rights (via Unisono)	22,747,669	4,590,755	1,587,464	17,493,131	396%
TOTAL DISTRIBUTED	135,234,994	115,150,637	114,909,495	19,420,574	17%

(in €)	2020	2019	2018	2020 vs. 2019	
Media	48,531,631	44,869,867	46,180,881	3,661,764	8%
Public performing rights - mech. music	34,104,076	55,253,203	51,926,141	-21,149,127	-38%
Foreign societies	12,914,053	11,702,008	13,080,678	1,212,045	10%
Online	8,580,546	7,502,756	5,358,250	1,077,790	14%
Legal licences	7,075,995	6,612,283	6,379,262	463,711	7%
Public performing rights - live music	5,849,332	17,260,611	17,158,575	-11,411,279	-66%
Mechanical reproduction rights	3,850,425	5,619,134	6,710,802	-1,768,709	-31%
Theatre & dance	3,242,436	5,614,965	3,817,745	-2,372,529	-42%
Visual arts	1,943,045	1,475,962	1,269,354	467,083	32%
Literature	90,655	89,562	140,185	1,093	1%
Authors' rights	126,182,194	156,000,351	152,021,871	-29,818,157	-19%
Neighbouring rights (via Unisono)	25,941,905	4,856,389	2,182,788	21,085,516	434%
TOTAL INVOICED	152,124,099	160,856,740	154,204,659	-8,732,641	-5%

Sabam for Culture

Our members in 2020

More than **700** initiatives with a budget of **1.5 million euros**

During the COVID-19 pandemic, Sabam for Culture focused on four pillars: grants, awards, structural support to professional federations and support to projects & events.

It awarded **563** grants in the artistic disciplines of music, audiovisual work, theatre & dance, literature and visual arts. Ninety projects and events received financial support. **28** authors were honoured with a cash prize offered by Sabam for Culture. Seventeen professional federations received structural support. In addition, Sabam for Culture launched new initiatives to provide additional support to authors and organisers of cultural events affected by the COVID-19 crisis.

GRANTS
563

90
projects & events

8 donations

28 awards

17
FEDERATIONS SUPPORTED




43,655

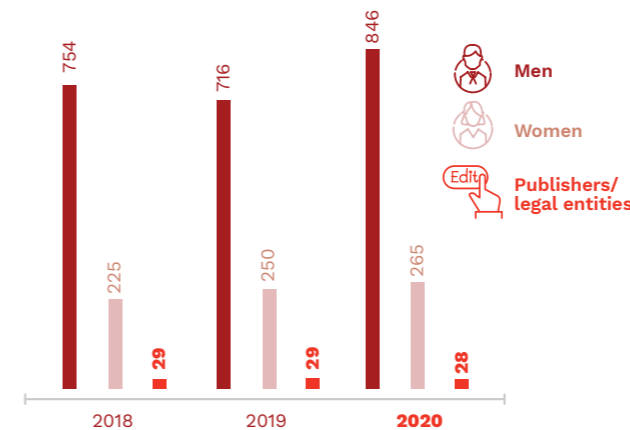
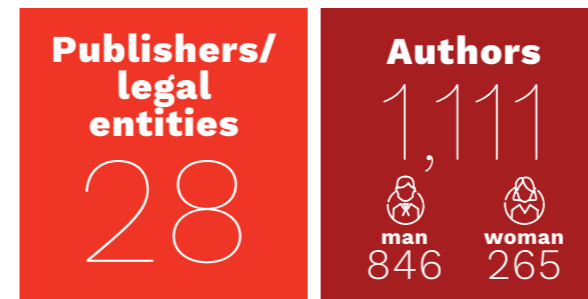
AUTHORS, COMPOSERS AND PUBLISHERS, OF WHICH

AUTHORS/COMPOSERS **42,417** PUBLISHERS **1,238**

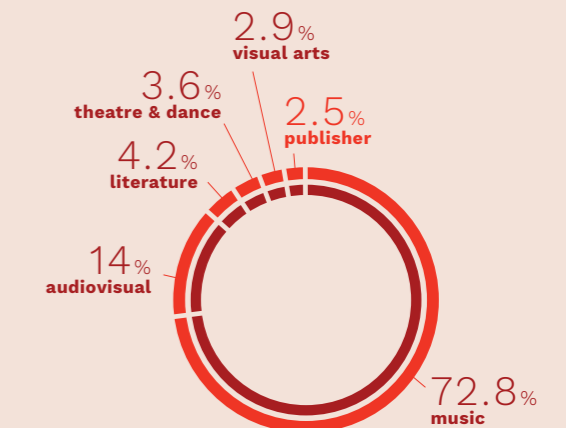
1,139
NEW AFFILIATIONS



New affiliations per category



NEW AFFILIATIONS BY DISCIPLINE



Authors: 1,111

music	audio-visual	literature	theatre & dance	visual arts
829	160	48	41	33

Use of **MySabam**

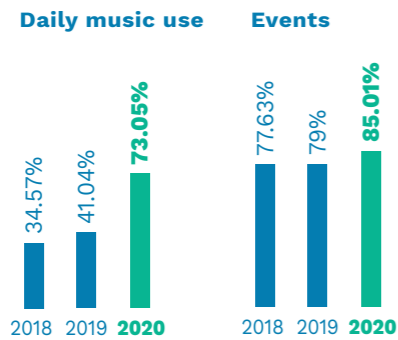


MySabam is the new name for the online tools with which authors, composers and publishers can quickly and easily consult and report all information about their rights. In 2020, **2,646** new accounts were created. In total there are now **19,888** active MySabam users.

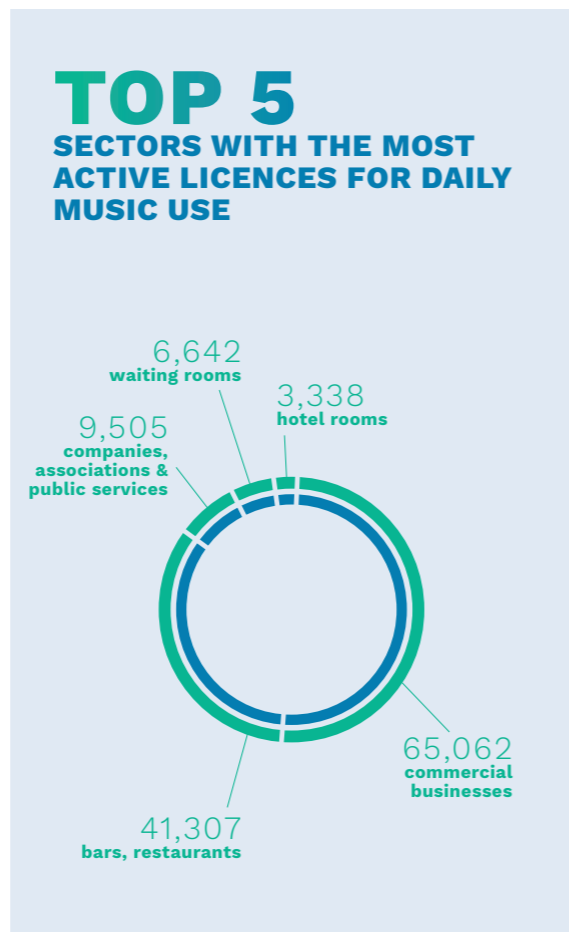
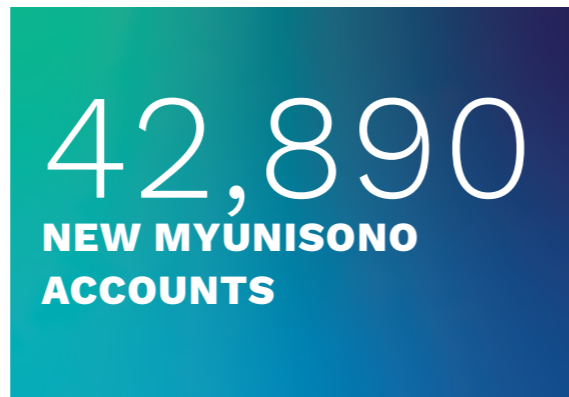


Users of the repertoire in 2020

use of MyUnisono




Unisono is the single platform that Sabam, PlayRight and SIMIM have set up together. It allows repertoire users to quickly and easily arrange the use of music through a single licence, in one central place and with one single payment.

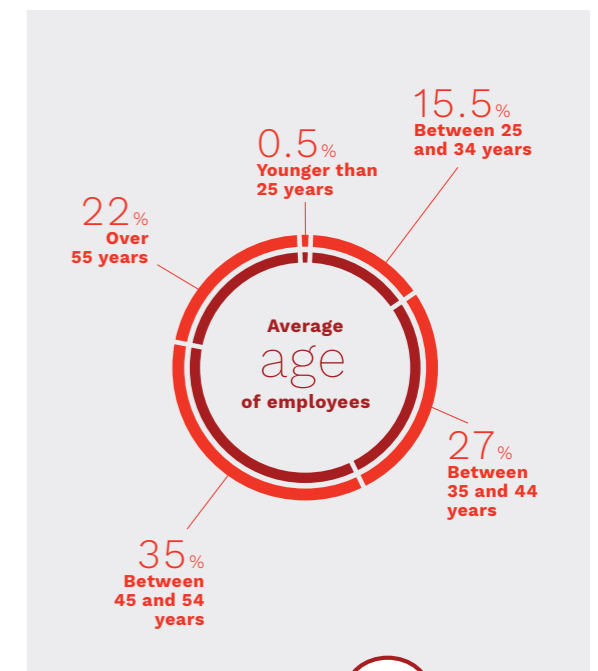


Sabam: one strong and diverse team

Who are the men and women of Sabam working tirelessly behind the scenes to provide the best service to authors and users of their repertoire?



GENDER BALANCE



MOTHER TONGUE OF EMPLOYEES

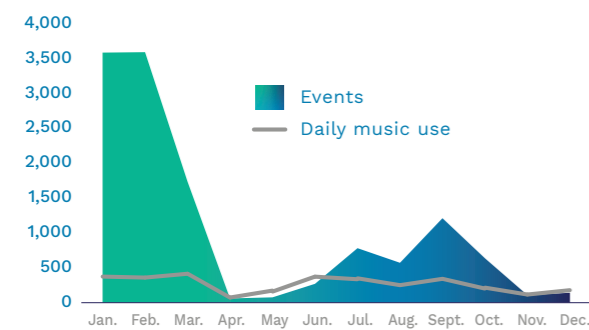
DUTCH

66.5%

FRENCH

33.5%

IMPACT OF COVID-19 on applications via MyUnisono



The impact of the pandemic on the number of licence applications is clearly noticeable in March, April and May (first lockdown). From October onwards, during the second lockdown, the number of applications drops again.