



# SABAM ANNUAL REPORT



SABAM

### **SABAM in a few figures:**

- Invoiced amounts 2016: €155.3 million
- €106.8 million paid to rightholders
- 93 royalty distributions
- Gross operating costs: €30.7 million
- On 31 December 2016, 40,181 authors, composers and publishers are affiliated to SABAM
- 254.1 full-time equivalents on 31 December 2016 (265.7 in 2015)

### **Invoiced amounts**

The total amount invoiced of €155 million remained at the same level as in 2015 thanks to the strong performance of two main categories: Media and Public performing rights music.

### **Distributions**

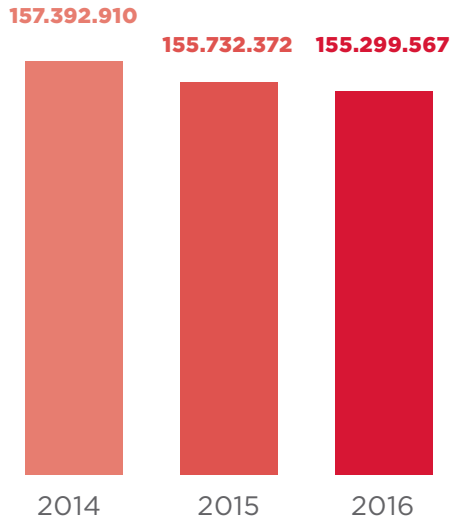
Sabam distributed €107 million, a decline of 19%.

- In 2015, one-off outstanding definitively non-assignable rights were paid out.
- The launch of the outsourcing of the documentation database in 2016 had a one-time negative impact.

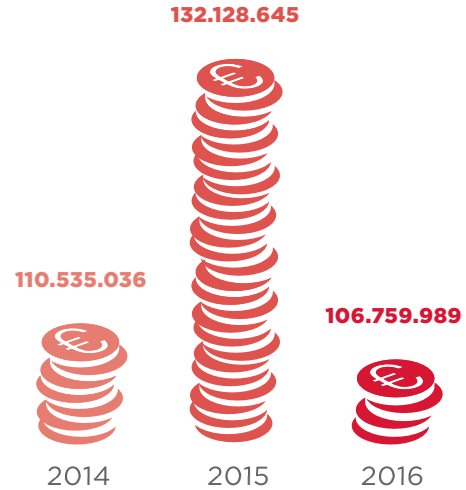
### **Gross operating costs**

Gross operating costs rose slightly by 1% compared to 2015. Inflation, higher depreciation expenses due to investments in various projects and the launch of the outsourcing of the database to ICE were only partially offset by a 4% decrease in the number of full-time equivalents.

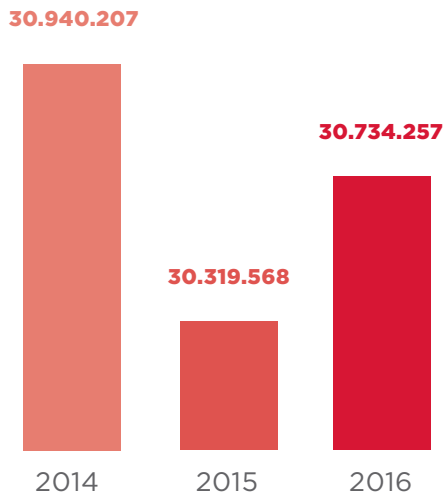
### Invoiced amounts in €



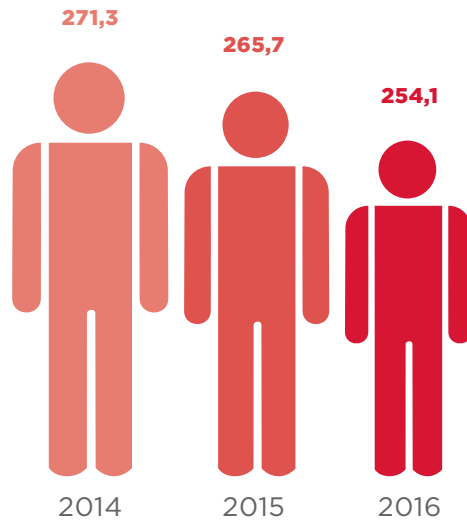
### Total distributed in €



### Gross operating costs in €



### Staff FTE



## Invoiced amounts

### 2016 invoicing in detail

(in €)	(1)	(2)	(3)	(4)	(5)
	31/12/2016	31/12/2015	31/12/2014	(1)-(2)	(4)/(2)
<b>ROYALTIES</b>	<b>155.299.567</b>	<b>155.732.372</b>	<b>157.392.910</b>	<b>-432.805</b>	<b>0%</b>
<b>Media</b>	<b>44.780.105</b>	<b>43.274.444</b>	<b>47.984.474</b>	<b>1.505.662</b>	<b>3%</b>
Public broadcasters	12.455.266	12.574.690	12.163.610	-119.425	-1%
Private radios	2.799.298	2.812.786	2.665.206	-13.488	0%
National private broadcasters	7.205.807	7.141.355	7.860.694	64.452	1%
Regional television and television for target audiences	698.172	907.097	763.826	-208.925	-23%
Pay broadcasters	5.836.196	4.824.911	5.460.789	1.011.284	21%
Distributors	14.348.021	13.240.589	17.538.015	1.107.432	8%
Cable retransmission of foreign programmes	1.437.346	1.773.015	1.532.334	-335.669	-19%
<b>Online</b>	<b>2.212.652</b>	<b>2.546.896</b>	<b>2.878.462</b>	<b>-334.244</b>	<b>-13%</b>
Streaming	1.245.628	897.162	814.290	348.466	39%
Downloads	829.169	1.457.062	1.819.760	-627.893	-43%
Simulcasting + webradio + webtv	137.855	192.672	244.412	-54.817	-28%
<b>Public performing rights music</b>	<b>70.194.055</b>	<b>69.223.451</b>	<b>65.762.197</b>	<b>970.604</b>	<b>1%</b>
Light mechanical music	52.351.788	51.490.246	51.072.578	861.542	2%
Light live music	14.537.446	14.416.631	11.632.135	120.815	1%
Serious music	1.398.625	1.374.321	1.237.971	24.303	2%
Music in cinemas	1.906.195	1.942.253	1.819.514	-36.057	-2%
<b>Rights of phono- and videographic producers</b>	<b>9.534.247</b>	<b>9.854.976</b>	<b>9.904.278</b>	<b>-320.729</b>	<b>-3%</b>
Occasional collections	548.117	626.726	905.097	-78.609	-13%
Contractual collections	2.269.902	2.283.554	2.070.265	-13.651	-1%
Central licensing – Belgian market	2.649.717	2.046.115	2.951.400	603.602	29%
Central licensing – other countries	1.994.403	2.809.345	1.960.756	-814.941	-29%
Background music	889.693	972.148	935.761	-82.455	-8%
Videographic rights	1.182.414	1.117.089	1.081.000	65.325	6%
<b>Performing arts</b>	<b>3.549.036</b>	<b>3.645.372</b>	<b>4.199.384</b>	<b>-96.337</b>	<b>-3%</b>
Professional theatre	2.856.624	3.012.559	3.620.680	-155.936	-5%
Amateur theatre	692.412	632.813	578.704	59.599	9%
<b>Reprography</b>	<b>1.764.323</b>	<b>1.696.828</b>	<b>2.144.363</b>	<b>67.496</b>	<b>4%</b>
<b>Private copying</b>	<b>5.855.031</b>	<b>7.019.799</b>	<b>7.349.867</b>	<b>-1.164.769</b>	<b>-17%</b>
<b>Public lending right</b>	<b>433.868</b>	<b>434.571</b>	<b>450.759</b>	<b>-703</b>	<b>0%</b>
<b>Literature</b>	<b>107.721</b>	<b>76.766</b>	<b>125.677</b>	<b>30.954</b>	<b>40%</b>
<b>Visual arts</b>	<b>1.402.111</b>	<b>1.374.408</b>	<b>1.013.117</b>	<b>27.703</b>	<b>2%</b>
Reproduction right	338.962	342.135	234.488	-3.173	-1%
Resale right	1.034.175	995.090	742.164	39.085	4%
Online	28.975	37.184	36.464	-8.209	-22%
<b>Unisono - SIMIM</b>	<b>4.639.518</b>	<b>4.421.964</b>	<b>4.288.957</b>	<b>217.554</b>	<b>5%</b>
Music in companies	3.479.622	3.454.254	3.394.331	25.368	1%
DJ	592.107	498.387	431.823	93.720	19%
Background music	567.789	469.323	462.803	98.466	21%
<b>Foreign societies</b>	<b>10.826.902</b>	<b>12.162.897</b>	<b>11.291.375</b>	<b>-1.335.995</b>	<b>-11%</b>
Theatre works	72.766	170.524	65.222	-97.758	-57%
Cable and performing rights	7.794.200	8.793.791	8.773.933	-999.591	-11%
Visual arts	378.091	288.314	84.691	89.777	31%
Resale right	342.347	330.181	166.580	12.166	4%
Mechanical reproduction rights	2.239.498	2.580.087	2.200.949	-340.589	-13%

(1), (2) and (3): these are the amounts effectively invoiced in the respective calendar years, and insofar as these amounts are considered collectible.

## Distribution timeline of collected funds

BUDGET YEAR	TO BE DISTRIBUTED	NET AMOUNT ALLOCATED 2016	NET AMOUNT ALLOCATED 2015	NET AMOUNT ALLOCATED 2014	SOCIAL FUND	% DISTRIBUTED IN 2016	% DISTRIBUTED IN 2015
<2013		8.470.056	29.833.980	28.306.467			
2013	111.755.245	2.770.414	12.497.656	65.919.956	6.200.907	89%	86%
2014	122.790.083	7.540.897	71.898.761	16.308.607	7.041.643	84%	78%
2015	131.038.938	71.186.343	17.898.247		8.977.149	75%	21%
2016	125.030.407	16.792.278			7.127.899	19%	
		106.759.989	132.128.644	110.535.031			


We can conclude that 84% of the 2014 royalties to be distributed and 75% of the 2015 royalties to be distributed have already been distributed.

## Distributions

The amounts below are net, so excluding commissions as well as contributions to the Social Fund and the reserves:

(in €)	(1) 31/12/2016	(2) 31/12/2015	(3) 31/12/2014	(4) (1)-(2)	(5) (4)/(2)
<b>TOTAL DISTRIBUTED</b>	<b>106.759.989</b>	<b>132.128.645</b>	<b>110.535.036</b>	<b>-25.368.656</b>	<b>-19%</b>
Performing rights Belgium	71.970.024	93.334.499	68.776.790	-21.364.475	-23%
Mechanical reproduction rights Belgium	9.183.623	9.804.534	8.378.803	-620.911	-6%
Private copying	4.638.832	6.250.713	6.578.201	-1.611.881	-26%
Performing rights from abroad	6.504.814	7.331.074	8.544.967	-826.261	-11%
Mechanical reproduction rights from abroad	2.224.018	2.057.177	3.364.055	166.841	8%
Performing arts	2.625.135	2.829.837	3.454.831	-204.702	-7%
Reprography	1.100.421	1.853.680	1.717.991	-753.259	-41%
Online	838.248	1.450.147	2.834.843	-611.899	-42%
Visual arts	2.373.018	1.687.162	1.432.617	685.855	41%
Literature	78.638	82.189	117.307	-3.551	-4%
Lending right	285.854	288.139	292.581	-2.285	-1%
Unisono - Simim	3.925.393	3.888.844	3.632.631	36.549	1%
Background music	836.410	1.111.194	1.243.973	-274.784	-25%
Commercial use rights	175.559	159.455	165.445	16.105	10%

Find all the annexes on :  
[www.sabam.be/en/sabam/annexes-du-rapport-annuel-2016](http://www.sabam.be/en/sabam/annexes-du-rapport-annuel-2016)





75-77 Arlon's street - 1040 Brussels  
Phone. : +32(0)2.286.82.11  
Fax : +32(0)2.230.05.89  
[www.sabam.be](http://www.sabam.be)



**SABAM**